



Alabama

Amtrak's Contributions to Alabama

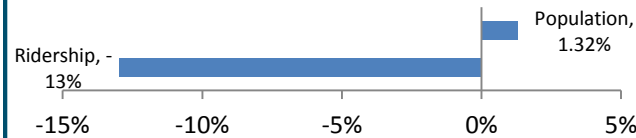
Earnings supported by Amtrak in Alabama	Employment supported by Amtrak in Alabama	Value added* supported by Amtrak in Alabama
\$7,597,000	140	\$11,126,000

State Snapshot

Number of Stations	3
Number of Local Riders**	28,699
Local Revenue	\$2,188,012
Number of Rail Passenger Miles***	13,120,756

Routes:
Crescent

Population and Amtrak Ridership Growth 2011-2016



Source: Amtrak



Tuscaloosa, AL (TCL)

The current station was built in 1911 for Southern Railway as a replacement for a depot built in 1873. The station is occupied by Amtrak and contains office space for Norfolk Southern Railway. In May 2012, the Ceres Garden Club completed a cosmetic improvement project at the station in conjunction with the city's Greensboro Avenue Beautification project. Amtrak installed new exterior benches and rebranded the signage on the depot. The station currently serves the *Crescent* route. In 2016, 10,594 passengers passed through the station and provided revenue valued at \$833,593.

Amtrak's Effect on Tourism and Broader Economy

Emission reductions from traveling by Amtrak trains vs. traveling by car:	\$87,000
Cost savings from the lower risk of traveling by train vs. traveling by car:	\$713,000
Tourist spending generated from Amtrak passengers	\$187,000
Number of tourists that utilize Amtrak services	13,000
Percent of total riders that are tourists	44%
Federal taxes generated for Alabama from tourist spending	\$11,000
State taxes generated for Alabama from tourist spending	\$7,000
Local taxes generated for Alabama from tourist spending	\$3,000

* Value Added - enhancement a company or business gives its product or service before providing it to customers (value of the final outputs from Amtrak minus the value of the inputs such as raw materials).

** Local riders are defined as riders that boarded or alighted an Amtrak train in the state. May include out of state passengers transferring trains in the state.

*** Rail Passenger Mile - passenger rail miles are determined by multiplying the total number of passengers by the total number of miles traveled.

PROFILE

<CLICK HERE>

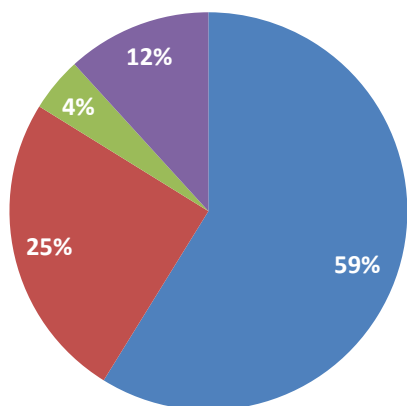
Amtrak's *Crescent* service runs one train per day in each direction with stops in Anniston, Birmingham and Tuscaloosa. Birmingham is the state's busiest station; the City, in partnership with the Federal Transit Administration, is constructing a new intermodal center in the vicinity of the current Amtrak station that will cluster intercity rail, intercity and local buses, taxis, rental cars and bicycles. The new station, with a completion date of 2017, is being constructed as part of a much larger downtown redevelopment initiative.

31 percent of Alabama's population lives within 30 miles of the state's three Amtrak stations. Amtrak spent over \$12 million on goods and services in Alabama as part of its FY16 operating expenditures.

Among Amtrak riders in the state, 12 percent (or about one in every eight riders) report that they would not have made the trip but for the availability of Amtrak service. The service provides important mobility and access needs for a number of residents. Moreover, the service is used by the full spectrum of income groups across the state's population.

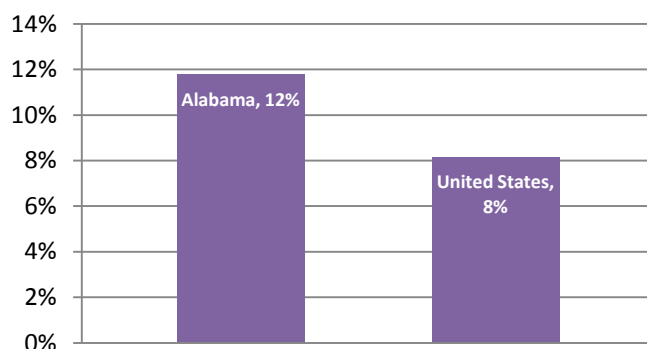
Profile of Amtrak Customers

Travel Mode Preference if Amtrak Unavailable

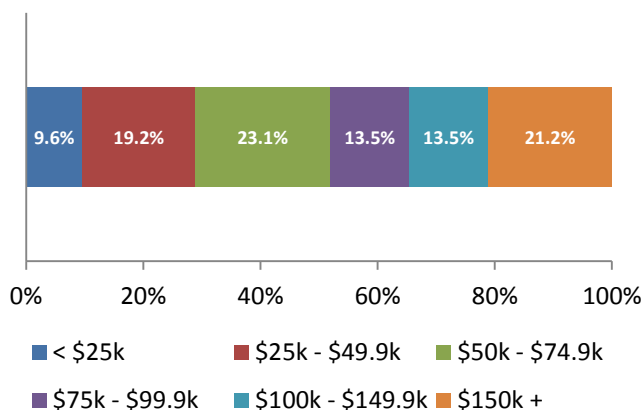


- Would drive if Amtrak unavailable
- Would fly if Amtrak unavailable
- Would use the bus if Amtrak unavailable
- Would not travel if Amtrak Unavailable

Percent of Riders who Would Not Travel if Amtrak was Unavailable



Income Distribution of Amtrak Travelers in Alabama



Percent of population within 30 miles of a rail station served by Amtrak

31%

Amtrak emissions data courtesy of Climate Registry Information System. Automobile emissions per mile data courtesy of EPA.

Emissions damage costs courtesy of Corporate Average Fuel Economy for MY2017-MY2025 Passenger Cars and Light Trucks (August 2012), page 922. Vehicle injury and fatality statistics courtesy of TIGER Benefit-Cost Analysis (BCA) Resource Guide. Railroad passenger injury and fatality statistics courtesy of the Federal Railway Administration (FRA). Average vehicle operations cost per mile courtesy of AAA, Your Driving Costs, 2016. Station information and pictures courtesy of <http://www.greatamericanstations.com/>. Brochure prepared by AECOM.